


# EnginLink™

The definitive source of global engine forecast data and specifications.



**EnginLink™** is the definitive source of global IC engine production, forecast and specification data. Annual engine manufacturer volume data can be easily filtered to create custom reports to meet your exact needs. Clients around the world rely on Power Systems Research for comprehensive data, information and intelligence covering the full range of engines used in on-highway vehicles and off-road equipment.

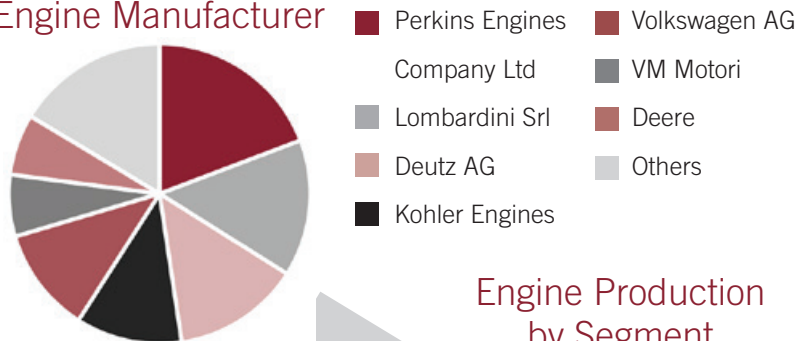
**This resource is used by leading**

- Vehicle and engine manufacturers
- Parts suppliers and systems integrators
- Industry associations
- Government agencies and regulators
- Financial analysts and more

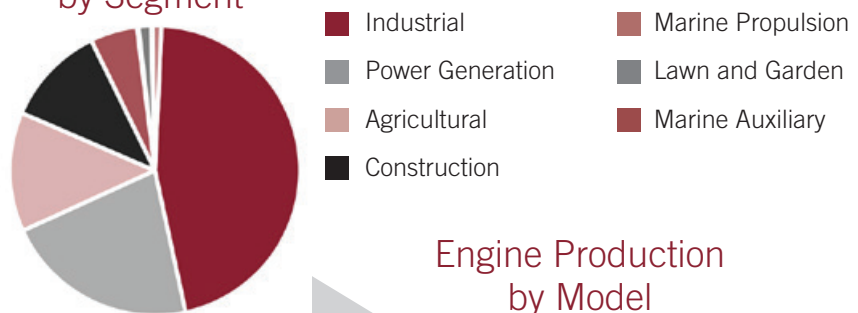


Now, it's easy to find the data at the level of detail you require.

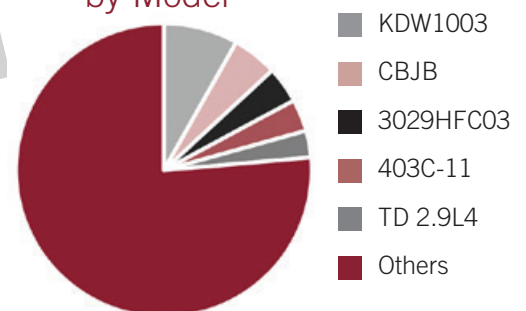
## Industry Share by Engine Manufacturer



## Engine Production by Segment



## Engine Production by Model



## Simple as 1, 2, 3

The **EnginLink™** database system and dashboard is user friendly. If you can use Excel™ or QlikView, you can use EnginLink™ Report Writer. It's as simple as 1, 2, 3.

### 1. Define your parameters.

For example: Evaluate European production of diesel engines from 1-3 liters displacement for use in off-highway segments.

### 2. Narrow your search: Europe, Diesel, 1-3 liters displacement, off-highway segments.

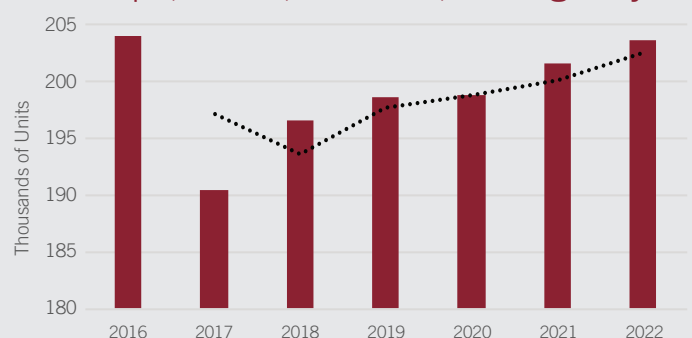
### 3. Produce your report and evaluate your information

Engine specifications and production trend for Europe, Diesel, 1-3 liters displacement, off-highway segments



**Power Systems Research**  
Data · Forecasting · Solutions™

## Engine Production Trend: Europe, Diesel, 1-3 liters, Off-Highway





## A powerful planning tool

**EnginLink™** provides engine production and forecast information necessary to create the road map to a more successful future. The better you understand a market, the more effectively you can develop successful growth strategies. The global model level detail in EnginLink™ takes the guesswork out of strategic decisions and planning.

EnginLink™ contains more than 95+ data fields and more than 14,500 records going back to 1981 plus forecasts.

### **EnginLink™ can help you:**

- Quantify engine historical and forecast production
- Understand product line potential
- Measure industry share
- Monitor competitive trends
- Develop industry benchmarks


## Information for multiple industries and markets

EnginLink™ is an integral element in developing global forecasts for all types and sizes of engines and components utilized in the entire range of market segments:

- Agricultural
- Construction
- Industrial
- Lawn & Garden
- Light Commercial Vehicles
- Marine Auxiliary
- Marine Propulsion
- Medium & Heavy Vehicles
- Minivans & SUVs
- Passenger Cars
- Power Generation
- Railway
- Recreational Products



**Power Systems Research provides strategic and forecasting analysis.**



**EnginLink™ provides detailed views of overall market performance**



**EnginLink™ helps you understand product line potential**



**Power Systems Research**  
*Data · Forecasting · Solutions™*

**Power Systems Research is a worldwide leader in providing production and business information and forecasting for power equipment.**

## Fulfilling your information needs

Power Systems Research has been providing world class business and market intelligence on power equipment to industry leaders for more than 40 years. A comprehensive range of database products and strategic analysis services is available to meet your planning needs.

### Industry Databases

- EnginLink™
- OE Link™
- CV Link™
- PartsLink™

### Syndicated Surveys

- PowerTracker™

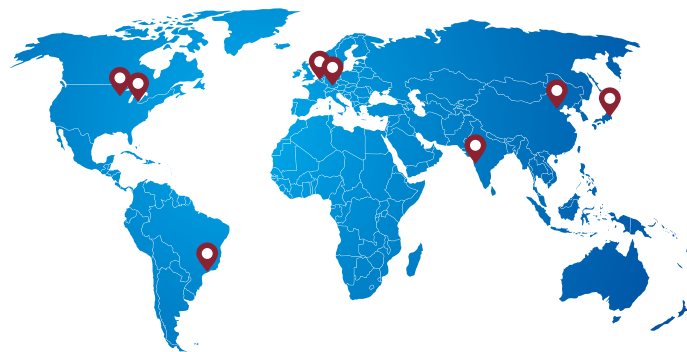
### Related Products and Services

- Proprietary market studies
- Customer satisfaction surveys
- M&A due diligence support

## Your long-term partner

When you engage the resources of Power Systems Research, we become part of your team. Because we are deeply involved in the industry every day, our learning curve is minimized. We have the resources to become an extension of your initiative, and this seamless collaboration produces useful, actionable results. Dependable customer experience touches every aspect of our relationship.

For more information about Power Systems Research, visit [www.powersys.com](http://www.powersys.com).



## Locations

### Headquarters

#### St. Paul, USA

+1.651.905.8400  
+1.651.904.8409  
[info@powersys.com](mailto:info@powersys.com)

### Detroit, USA

+1.651.905.8452  
+1.651.905.8443  
[infode@powersys.com](mailto:infode@powersys.com)

### Beijing, China

+86.10.5737.9201  
[infocn@powersys.com](mailto:infocn@powersys.com)

### Moscow, Russia

+ 32.2.643.2828  
[inforu@powersys.com](mailto:inforu@powersys.com)

### Brussels, Belgium

+ 32.2.643.2828  
[infobr@powersys.com](mailto:infobr@powersys.com)

### Pune, India

+91.20.25671110  
Mobile: +91.9960641110  
[infoin@powersys.com](mailto:infoin@powersys.com)

### Campinas, Brazil

+55.19.3305.5657  
[infosa@powersys.com](mailto:infosa@powersys.com)

### Tokyo, Japan

+91.90.9139.0934  
[infojp@powersys.com](mailto:infojp@powersys.com)



**Power Systems Research**  
*Data · Forecasting · Solutions™*